





















			2 Wheel Drive	Tow Carts
Model	Part No	Picture	Description	Packaging
V90	151 0002 00 A		<p>Application: Economical version for R22, R44 & R66 only, on regular surfaces. Ideal for private owners that operate from local airport. With rigid arm and single swivel wheel.</p> <p>Features Traction wheels : 2 x 10"(25cm) Swivel wheel : 6"(15cm) Pneumatic Lift : Manual Hydraulic</p>	<p><u>Crated:</u> 281lbs (128kg) 48"x32"x25" (120x81x64cm)</p>
V204	152 0001 00 A		<p>Application: R22, R44 & R66 only, on challenging surfaces such as soft, rugged or snow covered farm terrain. Favourite with private owners that operate from recreational residence.</p> <p>Features Traction wheels : 2 x 13"x6"(33x15cm) Swivel wheel : 6"(15cm) Pneumatic Lift : Manual Hydraulic</p>	<p><u>Crated:</u> 295lbs (134kg) 48"x32"x25" (120x81x64cm)</p> <p>*Traction wheels are taken off tow cart for shipment</p> <p><u>Replacement Hydraulic lift :</u> 55lbs (25kg) 29"x11"x8" (74x28x20cm)</p>
V201	153 0001 00 A		<p>Application: Need for a multiple application tow cart capable of towing: R22, R44, R66, B206B3, EN280 or EN480. Can also serve AS350 and EC120 on flat and snow free surface. Capable of towing up to 5500lbs (2500k). Favored for private use or light commercial operations. Popular for its electric lift.</p> <p>Jack head with quick connect. Allows using AT45 Attachment bar. Quick interchange.</p> <p>Features Traction wheels : 2 x 13"x6"(33x15cm) Swivel wheel : 6"(15cm) Pneumatic Lift : Electric</p>	<p><u>Crated:</u> 295bs (134kg) 48"x32"x25" (120x81x64cm)</p> <p><u>V201 Tow Cart uncrated:</u> With Batteries Without attachment: 281lbs (128kg)</p> <p><u>V201 Tow Cart crated with:</u> Weight kit OWK2: 440lbs (200kg)</p> <p>OWK2+AT45+APU: 515lbs (234kg)</p>
<div style="border: 1px dashed black; padding: 5px;"> <p>Note: V201 type Empty Crate is 95lbs (43kg) V404 type Empty Crate is 185lbs(84kg)</p> </div>				
V301	153 0002 00 A		<p>Application: Need for <u>Extra Torque</u> for AS350s, B206Bs, EC120s, Enstroms. Motors fitted with <u>de-rated gears</u>. This <u>beefed-up</u> multiple application tow cart is capable of towing: R22, R44, R66, B206B3, EN280, EN480, AS350 & EC120 on snow surface. Capable of towing up to 6500lbs (2900k). Favored for private use or light commercial operations. Jack head with quick connect. Allows using AT45 Attachment bar. Quick interchange.</p> <p>Features Traction wheels : 2 x 13"x6"(33x15cm) Swivel wheel : 6"(15cm) Pneumatic Lift : Electric</p>	<p><u>V301 Crated:</u> 360 lbs (164 kg) 48"x32"x25" (120x81x64cm)</p> <p><u>V301 empty - uncrated</u> 265lbs</p> <p><u>V301 Crated with batteries:</u> With BAGM24, OATM, AT44 372lbs (169kg)</p> <p><u>V301 Crated w/batt. +AT45:</u> With BAGM24, OATM, AT44 418lbs (190kg)</p>

			4 Wheel Drive	Tow Carts
Model	Part No	Picture	Description	Packaging
V602	155 0006 00A		<p>Application: Next step up from V201, with more than twice the power. Ideal for light turbine operator. Compatible with R44 up to B206L, AS350 and EC120 in winter conditions. Capable of towing up to 10000lbs (955kg)</p> <p>Features: Traction wheels: 2x 13"x6" (33x15cm) Pneumatic swivel wheels Lift : Electric (lifting capability: up to 5000lbs/2200kg) Foldable arm to hold joystick</p> <p>Overall dimensions: Width: 45.5" (116cm) Length: 53" (135cm)</p>	<p>Crate 72"x48"x25" (183x122x64cm)</p> <p><u>Crated & Fully equipped:</u> +OPS + Batteries & Attachment AT45: 905lbs (410kg)</p>
V610 V614	155 0004 00 A 155 0005 00 A	 (V614 shown = large wheels)  (V610 shown = smaller wheels for low clearance)	<p>Application: Widest helicopter range compatibility. Designed to tow skidded & wheeled helicopters. Ideal for commercial operations. Capable of towing up to 17000lbs (7711kg). Very compact.</p> <p>Features: Traction wheels : 4 x 13"x6" (33x15cm) Swivel wheel : None Lift : Electric (lifting capability: up to 5000lbs/2200kg)</p> <p>Overall dimensions: Width V610: 41" (104cm) Width V614: 45.5" (116cm) Length: 53" (135cm) Length with OPS basket 63" (160cm) (APU Basket can be taken off for access to helicopter or plane cargo door)</p>	<p>Crate 72"x48"x25" (183x122x64cm)</p> <p><u>Crated & Fully equipped:</u> +OPS +OLS + OATL +Batteries & Attachment: 1150lbs (522kg)</p> <p>V614+ AT45 (Uncrated) 841lbs (381.5kg)</p> <p>V614 with: 2x AT45, OATL, Batteries 887lbs (403kg)</p>
V650	155 0007 00A		<p>Application: Luxury version of V614. Widest helicopter range compatibility. Designed to tow skidded & wheeled helicopters. Ideal for commercial operations. Capable of towing up to 17000lbs (7711kg).</p> <p>Features: Traction wheels : 4 x 13"x6" (33x15cm) Swivel wheel : 2 Lift : Electric (lifting cap up to 5000lbs /2200kg)</p> <p>Extended bottom plate for Heli wheels. Foldable arms to hold joystick.</p> <p>Overall dimensions: Width: 45.4" (116cm) Length: 84" (213cm)</p>	<p>Crate 87"x48"x25" (220x122x64cm)</p> <p><u>V650 (empty machine only)</u> 642lbs (291kg)</p> <p><u>V650 Fully equipped NET</u> (without crate): 895 lbs (406kg)</p> <p><u>Crated & Fully equipped:</u> +OPS + Batteries +OLS With Attachment: 1200 lbs (544kg)</p>
Note: V650 type Empty Crate is 305lbs (138kg)				

**AT45 Attachment system as shown on pictures is not included. 115/230v Battery charger included. Batteries not included.

			Attachment Systems	Tow Carts
Model	Part No	Picture	Description	Packaging
AT44	180 0001 00 A		For: R22, R44 & R66 Application: Attachment block with slide-lock aluminum bar. The Robinson helicopter ball under its cabin easily and safely slides into block. It is then locked into place with the sliding bar.	AT44 itself: 4lbs (2kg) Packed for courier: 18"x3"x5" (51x8x13cm)
AT44R	180 0002 00 A	 AT44R  AT44R shown with AT44 in common installation configuration	For: R44 on permanent floats Application: The AT44R is an attachment device designed to provide help jacking the R44 from the rear. The AT44 can be set up on top of the AT44R so that only end blocks need to be taken off when towing from the front of the helicopter (see picture). **Important: 1) This device can only be used with the V204 tow cart model. 2) This device is not designed for towing the helicopter.	3lbs (1.5kg)
AT45 AT46	180 0003 00 A 180 0005 00 A	 AT45 System	For: Most skidded helicopters. Application: It consists of a central bar and two telescopic tip bars fitted with a cup and a strap clamping system. Tips: 45 degrees angle bars with cups, straps and cranking kit. Tips slide into central bar. A kit includes one central bar and two 45 deg tips with one pair of cups. For extra central bar or cups see below: Central Bar: Regular Bar : 40" (102cm) AT45 Extra Bar-REG (180 0007 00 A) Extra Long Bar : 60"(152cm) for large balls AT45 Extra Bar-XL (180 0008 00 A) Cups: ATCups-S (180 0010 00 A) Small (for Enstrom) ATCups-M (180 0011 00 A) Medium (for most helicopters) ATCups-L (180 0012 00 A) Large (for B205) ATCups-SL (180 0013 00 A) Slanted (for EC120 and EC130) Large Med Small 	<u>Regular AT45 complete:</u> 46lbs (21kg) 1x 45"x5"x5" (23lbs) 1x 40"x11"x8" (23lbs) <u>Regular Central bar only:</u> 23lbs (10.5kg) 45"x5"x5" (23lbs) <u>Tips Only:</u> 23lbs (10.5kg) for a pair 40"x11"x8" (23lbs) <u>Shipping an AT45 kit</u> <u>In wooden crate.</u> Crate: 25lbs (11kg) Dim: 44"x18"x8" (112x46x21cm) <u>Total Weight:</u> 73lbs (33kg) <hr/> <u>Long AT45 XL central bar only:</u> 32lbs (15kg) <u>Shipping an AT45 XL kit</u> <u>In wooden crate.</u> Crate: 35lbs (16kg) Dim: 64"x18"x8" (163x46x21cm) <u>Total Weight:</u> 90lbs (41kg)
AT46: Only for V610 Tow Cart		 Regular Central bar		
AT45/AT46 Skid cup to Skid cup: Min. Max AT45: 60" to 98" AT46: 63" to 93" AT45L: 88" to 118" AT46L: 83" to 113"		 AT45 Tip with regular cup (Typical skid tubing shown for picture understanding only)		

			Attachment Systems	Tow Carts
Model	Part No	Picture	Description	Packaging
AT47	180 0004 00 A		<p>For: EC145 & BK117 or other helicopters where attaching to vertical strut is more practical (ex: EC130) Application: This attachment device is designed for attachment where vertical strut clamping is better suited. It consists of a central bar and two telescopic tip bars, fitted with multiple axle rotation capability, a cup and a strap clamping system.</p> <p>Note: The AT47 tips are inserted into the AT45 Regular central bar.</p>	<p><u>AT47 Complete:</u> 53lbs (24kg)</p> <p><u>AT47 Tips only:</u> 30lbs (13.5kg)</p> <p><u>Regular Central bar only:</u> 23lbs (10.5kg)</p> <p><u>Shipping an AT47 kit:</u> Wooden crate. Dim: 42"x18"x10" (107x48x25cm)</p> <p><u>Total Weight:</u> 101lbs (46kg)</p>
AT120	180 0006 00 A		<p>For: EC120 Application: This clamping block is designed to attach to the central horizontal strut bar under the helicopter cabin.</p>	<p>11lbs (5kg) 6"x8"x11" (15x20x28cm)</p>
OAT	190 0002 00 A		<p>For: Light single or light twin airplane Application: This Z shaped hook is designed to be installed at the front of the tow cart cabinet for pinning the aircraft's tow bar. (tow bar not included) It can be used on the V102, V204, V201, V403 and V404.</p>	<p>3.3lbs (1.5kg) 9"x12"x13" (23x30x33cm)</p>
OATM (V301)	190 0043 01 a		<p>For: Light single or light twin airplane Application: This Z shaped hook is designed to be installed at the front of the tow cart cabinet for pinning the aircraft's tow bar. (tow bar not included) It can be used on the v301</p>	<p>4 lbs (1.8 kg)</p>
OATL (V600)	190 0003 00 A		<p>For: Wheeled helicopters or planes Application: This heavy duty T shaped hook is designed to be installed at the front of the V600 series tow carts for pinning wheeled helicopters or planes tow bars. (Tow bars and Tow balls not included).</p>	<p>10lbs (4.5kg) 10"x14"x8" (25x36x20cm)</p>

			Options	Tow Carts
Model	Part No	Picture	Description	Packaging
OWK2 (V201)	190 0007 01 A	 (2 of each)	Option Weight Kit For: Weight blocks to optimize traction on V201 or V301 models. Application: Ideal for tail heavy helicopters, operation on slippery or other challenging terrain conditions. This weight kit is supplied in black color. It is designed to fit snugly and neatly between the motor cabinet and the battery compartments & under the motor cabinet.	OWK2 for V201 Weight kit: 164lbs (74.5kg) OWK3 for V301 Weight kit: 192 lbs (87kg)
OWK3 (V301)	190 0042 01 A			
OPS OPSB	190 0004 00 A 190 0005 00 A	 OPSB for V201  OPS for V600	Option Power Supply (APU kit) For: Providing auxiliary power source to helicopters. Can be used with the V201 and V600 series. Application: This popular device includes a high quality cable kit fitted with a central connector, an aircraft plug and a Safety on/off switch. Comes with 16' / 4.8m cables. The V201 requires a basket so the applicable option is OPSB. The V600 series already have a receptacle for cables so the option is OPS.	<u>Cable kit only:</u> 9lbs (4kg) <u>Package when shipping OPSB separately:</u> (i.e. Cable & Basket) 30lbs (13.6kg) 24"x13"x12" (61x33x31cm)
OLS	190 0011 00 A		Option Light System For: V600 series tow carts Kit includes 2x powerful lights Each with 8 LEDS (3W) 24v 1750 LM	na
OWC	190 0006 00 A		Option Winter Cables For: Large traction wheels Application: These double cables installed on a pair of traction wheels provide added traction on slippery or snowy winter conditions. Easy to install. Designed to provide good traction both to indoor and outdoor surfaces. Unlike chains they work well on hangar floors and keep from damaging them. (1kit = 4 cable loops for two traction wheels)	na

			Battery Chargers	Tow Carts
Model	Part No	Picture	Description	Packaging
BC4AMPS	257 0001 00 A	<i>(picture not available)</i>	Battery Charger 4 Amps For: all tow cart models 115/230v With American or European plug	2lbs (1kg) 9.5"x7"x3" (24x18x8cm)

			Batteries	Tow Carts
Model	Part No	Picture	Description	Packaging
BWET24	192 0001 00 A	<i>(picture not available)</i>	Battery Liquid Group 24 Liquid acid, unsealed. Cannot ship by air	46lbs (21kg)
BAGM24	192 0002 00 A	<i>(picture not available)</i>	Battery AGM Group 24 Absorbed Glass Mat Acid, Sealed. Can be shipped by air	52lbs (23.6kg)
BGEL40	192 0007 00 A	<i>(picture not available)</i>	Battery GEL Group 40 Gel Acid, Sealed. Can be shipped by air.	30lbs (13.9kg)

Battery size selection:

For: V90, V201, V204

Specifications: 12 volts, Deep Cycle
Also known as "Marine" or "RV",
With threaded tips, 70-85 amps hour
Size: **Group 24**
10 1/4"x6 13/16"x8 7/8"
(26x17x22.5cm)

For: V602, V610, V614, V650

Specifications: 12 volts, Deep Cycle
Also known as "Marine" or "RV",
With threaded tips, 40-50 amps hour,
Size: **Group 40**
7 3/4"x 6 5/8" x 6 7/8"
20 x 17 x 17.5cm.

Tires Specifications:

13": 13"x6.5"x6" TURF tubeless
Swivels: 2.8"x2.5"x4" with tube